






0-2, 1-2 Chase Zone Pitches

When a pitcher gets to a 0-2 or a 1-2 count, we call that a dominate count for the pitcher. Meaning the pitcher has such an advantage over the hitter that he doesn't have to throw a pitch in the hitter's zone. Instead, we can work to zones or areas in and outside of the strike zone where the pitcher will have the advantage and that the hitter might swing at.

Let's backtrack first and think about what a hitter is trying to do in a 0-2 or 1-2 count. He is certainly in defensive mode and has more than likely altered his approach to now try and keep the at bat alive. That might be trying to foul off a pitcher's pitch or take a bad ball outside to get back into the count. Either way, they are in survival mode. As a pitcher, we can expose that type of an approach and use it to our advantage. That is where throwing certain pitches to "Chase Zones" could be advantageous for the pitcher to get the hitter out with relatively little risk of the hitter making solid contact.

Below is a chart of where you should locate each pitch thrown based on a 0-2 1-2 chase zone pitch. Let's go ahead and assume that a right handed hitter is up to bat.

-  : Strike Zone  : Fastball up and slightly above the strike zone
-  : Fastball off the plate away no more than 6 inches off the plate.
-  : Change up to a low poor contact zone using a small portion of the strike zone and below it.
-  : Breaking ball thrown low in the strike zone and just below it.

